

Waiheke Local Board

Community Forum

What: Community Forum
Where: Waiheke Local Board offices, 10 Belgium Street, Ostend; MS Teams
When: 13 November 2024 5:30pm – 7:00pm

Members: Cath Handley (Chair)
 Bianca Ranson (Deputy Chair)
 Kylee Matthews
 Robin Tucker
 Paul Walden

Time	Topic	Speaker(s)	Proposed outcome(s)
5:30pm	Karakia and introductions	Chair Cath Handley	Formally open the meeting.
5:35pm	Mawhitipana Bay disability beach access project update	Stephanie Cox, <i>Occupational Therapist, Waiheke Health Trust</i>	Members will be updated on the project to enable access to Mawhitipana Bay.
5:50pm	Introduction to new manager of Waiheke Island Supported Homes Trust manager	Andrew Walters <i>Manager, WISH Trust</i>	Members will be introduced to the new manager and hear about upcoming plans and activities.
6:50	Closing karakia	Chair Cath Handley	Formally close the meeting

Waiheke Local Board

Community Forum

What: Community Forum

Where: Waiheke Local Board offices, 10 Belgium Street, Ostend; MS Teams

When: 13 November 2024 5:30pm

PRESENT

Members: Cath Handley (Chair)
Robin Tucker

Apologies: Kylee Matthews
Bianca Ranson
Paul Walden

Link to recording: https://youtu.be/unGSHrIA4_0

Time	Topic	Speaker(s)	Summary of discussions(s)
5:30pm	Karakia and introductions	Chair Cath Handley	Formally opened the meeting Karakia Whakamutanga.
5:35pm	Waiheke Health Trust Māwhitipana Bay disability beach access project update	Stephanie Cox <i>Occupational Therapist, WHT</i> Emily Sharpe <i>OT student, WHT</i>	Members were informed about a project to enable access to Māwhitipana Bay. Impetus for the project was the longing for the beach that some disabled clients of WHT have expressed. Māwhitipana Bay was chosen due to its relatively good access, amenities and existing beach matting. A survey was carried out and feedback informed understanding of barriers to access. The suggested solutions are creating accessible carparks closer to both reserves, moving the bus stop to flatter ground, and providing beach wheelchairs and walkers for hire.
6:00pm	Waiheke Island Supported Housing Trust update.	Andrew Walters <i>Manager, WISH Trust</i>	Members were introduced to the new WISH Trust manager and heard about upcoming plans and activities. WISH is facing the issue of their longterm residents aging and therefore requiring extended care. As there are no aged-care facilities on the island WISH is planning to mitigate this by leveraging their property asset to extend its current residence to provide more rooms. Other challenges the Trust faces are retaining staff due to cost of living on the island and the cost of transport for clients attending medical appointments in the city. Fullers no longer provides tickets, and the distance to the hospital bus is an issue.
6:30pm	Closing karakia	Chair Cath Handley	Formally close the meeting. <i>Waiho i te toipoto kaua i te toiroa</i> <i>Let us keep close together, not far apart.</i>

MAWHITIPANA BAY/ PALM BEACH ACCESS - Connecting the people with the bay

STEPHANIE COX & EMILY SHARPE



waiheke health trust

kaitiaki hauora o waiheke






We all love
spending time at
the beach

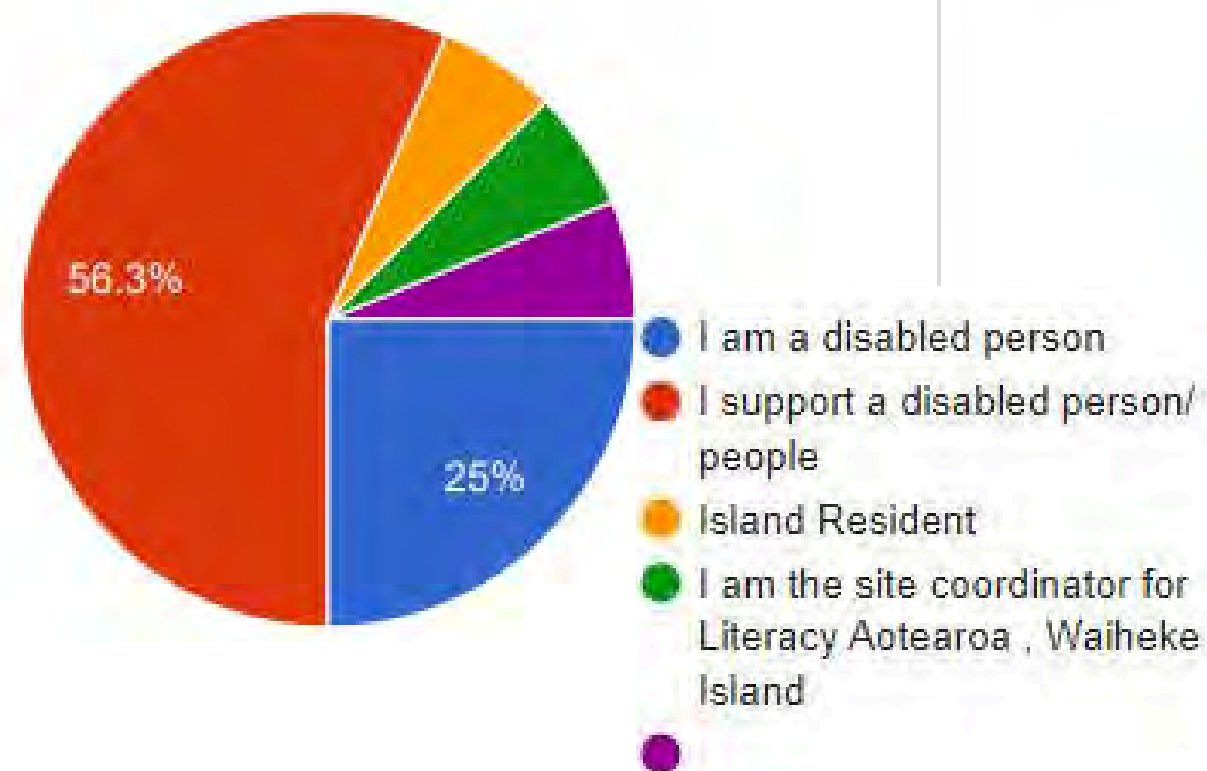


Mawhitipana has a lot going for it!



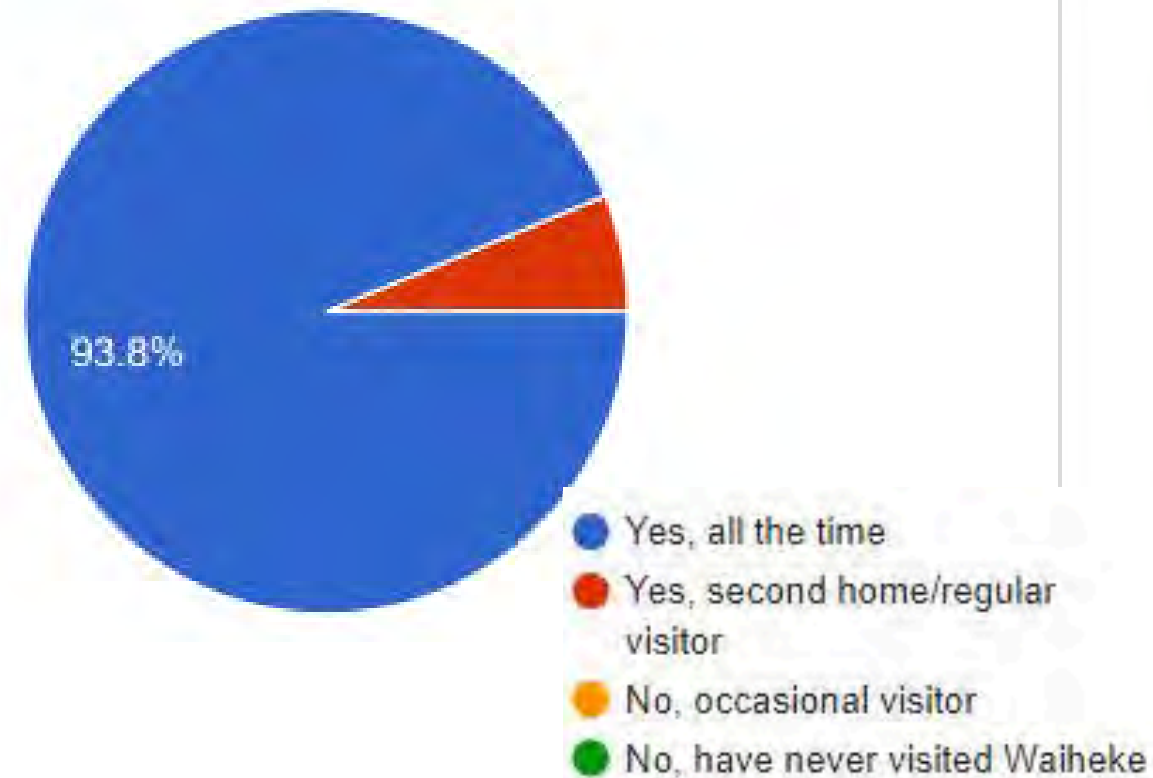
1. Please tell us who is doing this survey:

16 responses



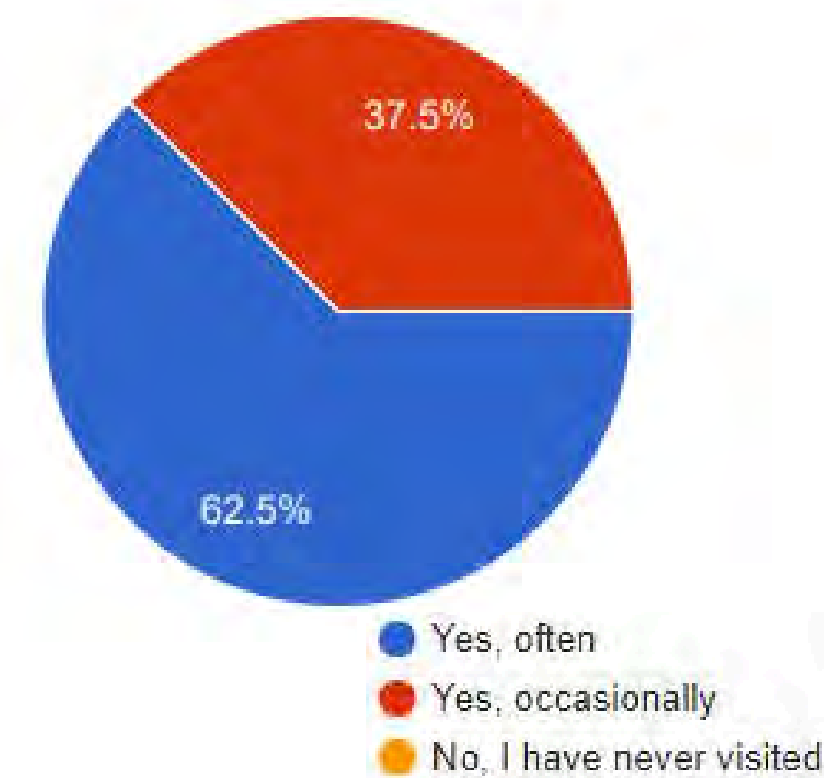
2. Do you live on Waiheke?

16 responses



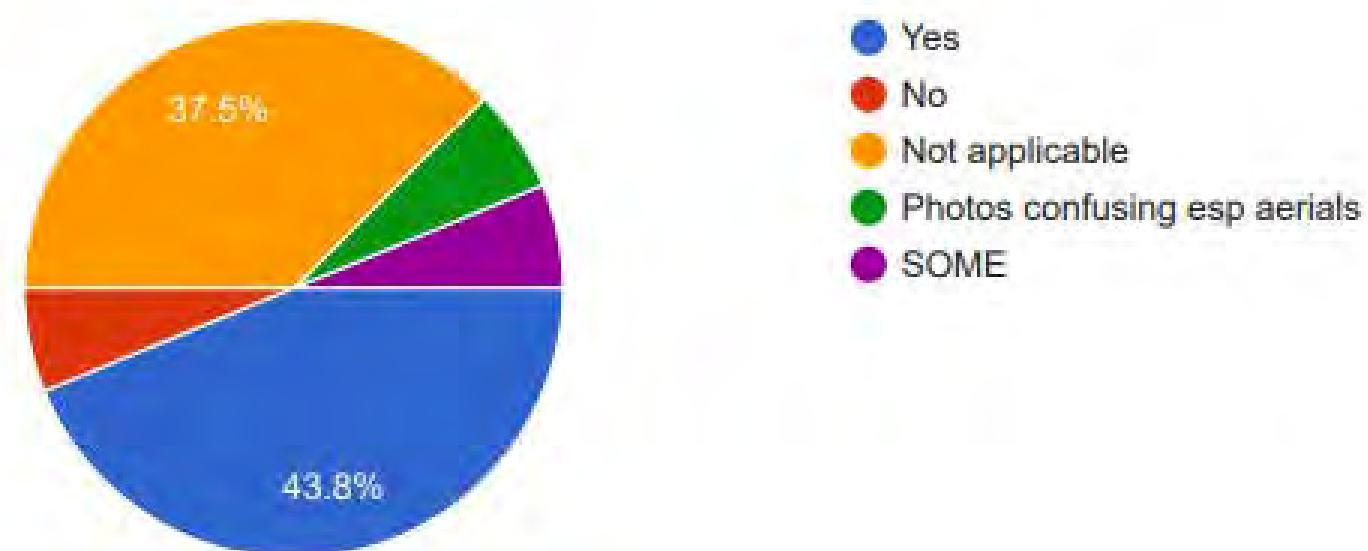
3. Have you visited Palm beach?

16 responses



5. If you have seen the Photos or Assessment, did they provide you with useful information about access at Palm Beach?

16 responses

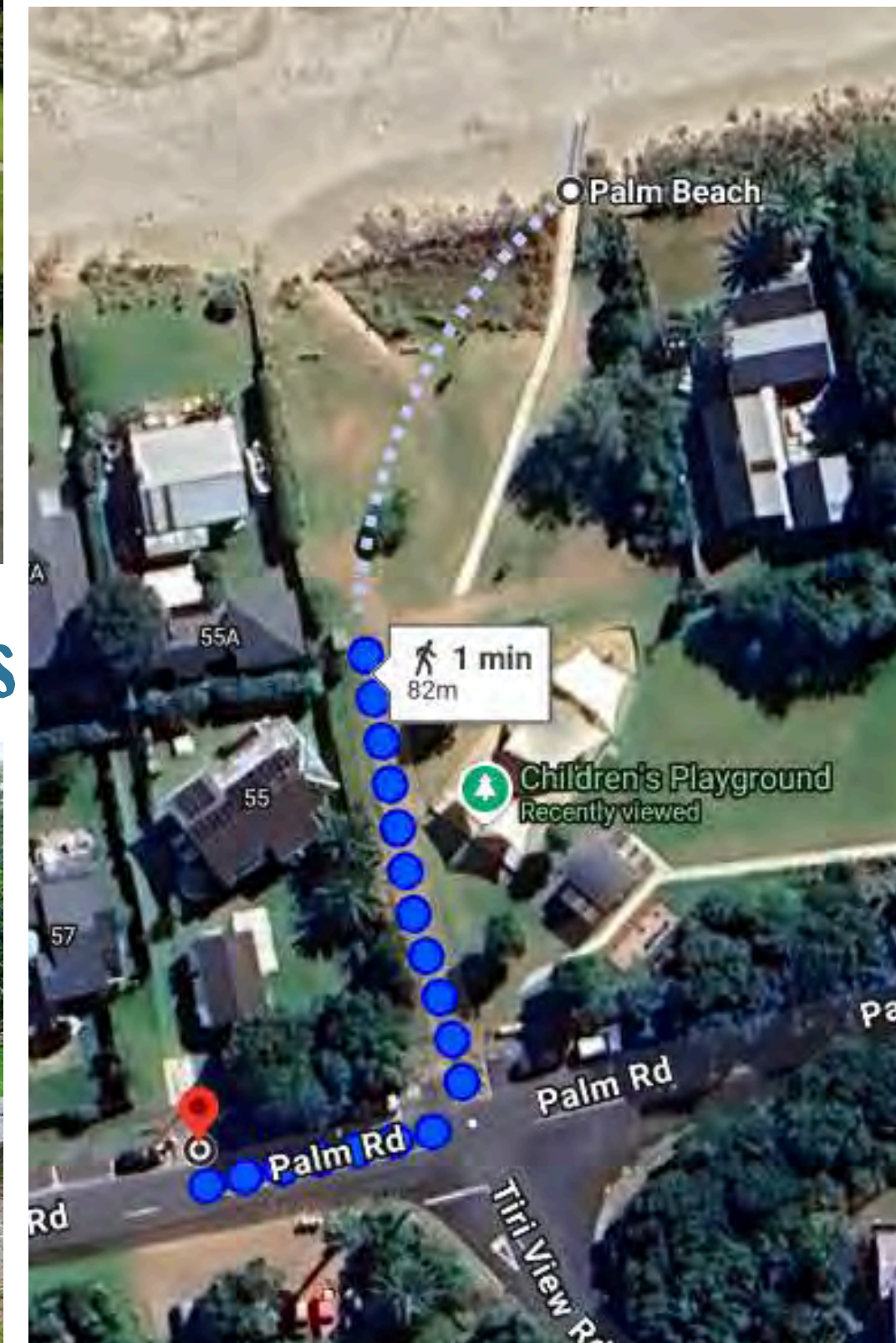


We had survey responses from a range of waiheke residents

Some people found access information useful



There are some significant barriers to beach access



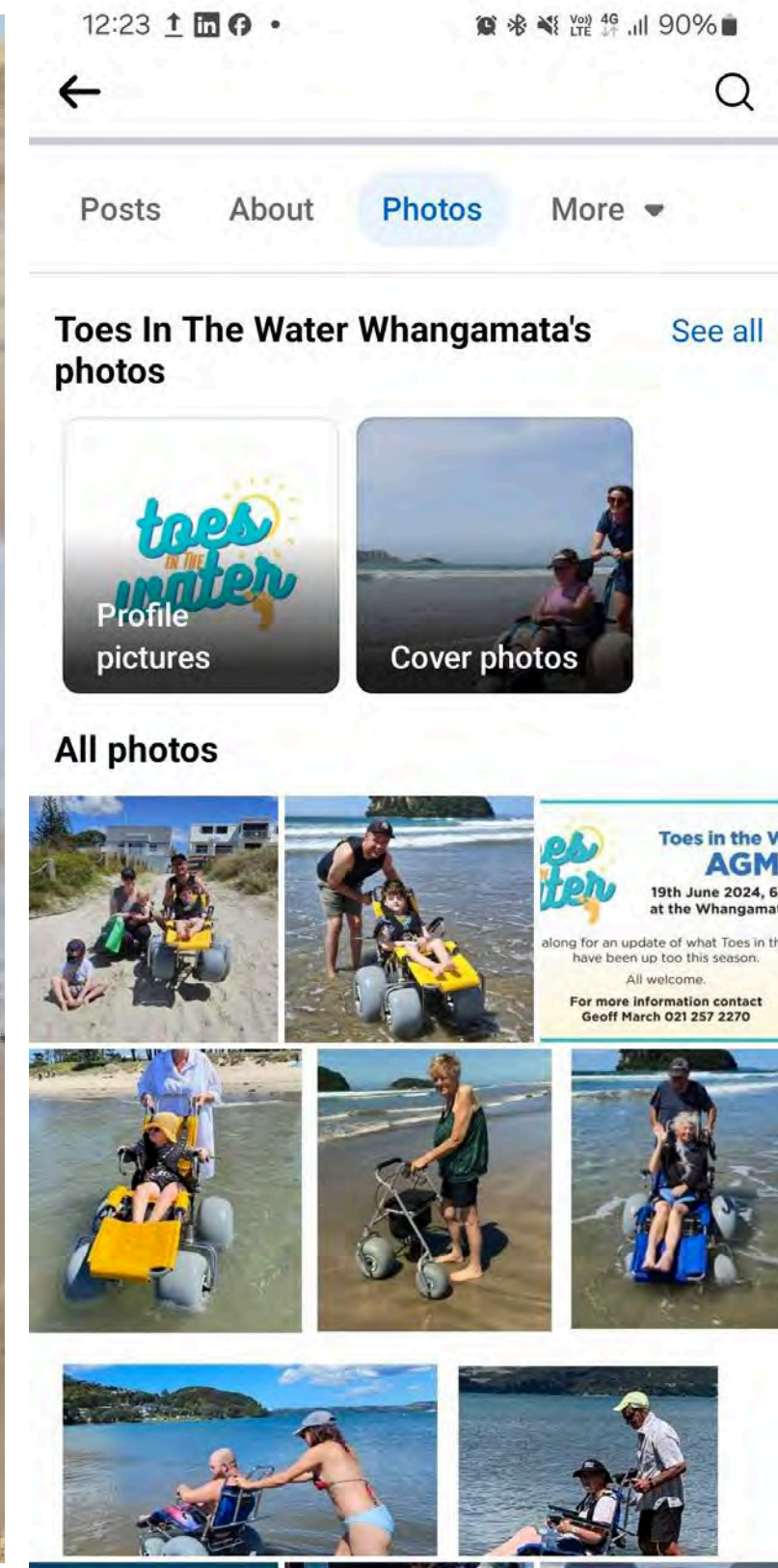
2 x mobility parks, an accessible path, access to seating is needed



Mobility parking, signage and an accessible path is needed

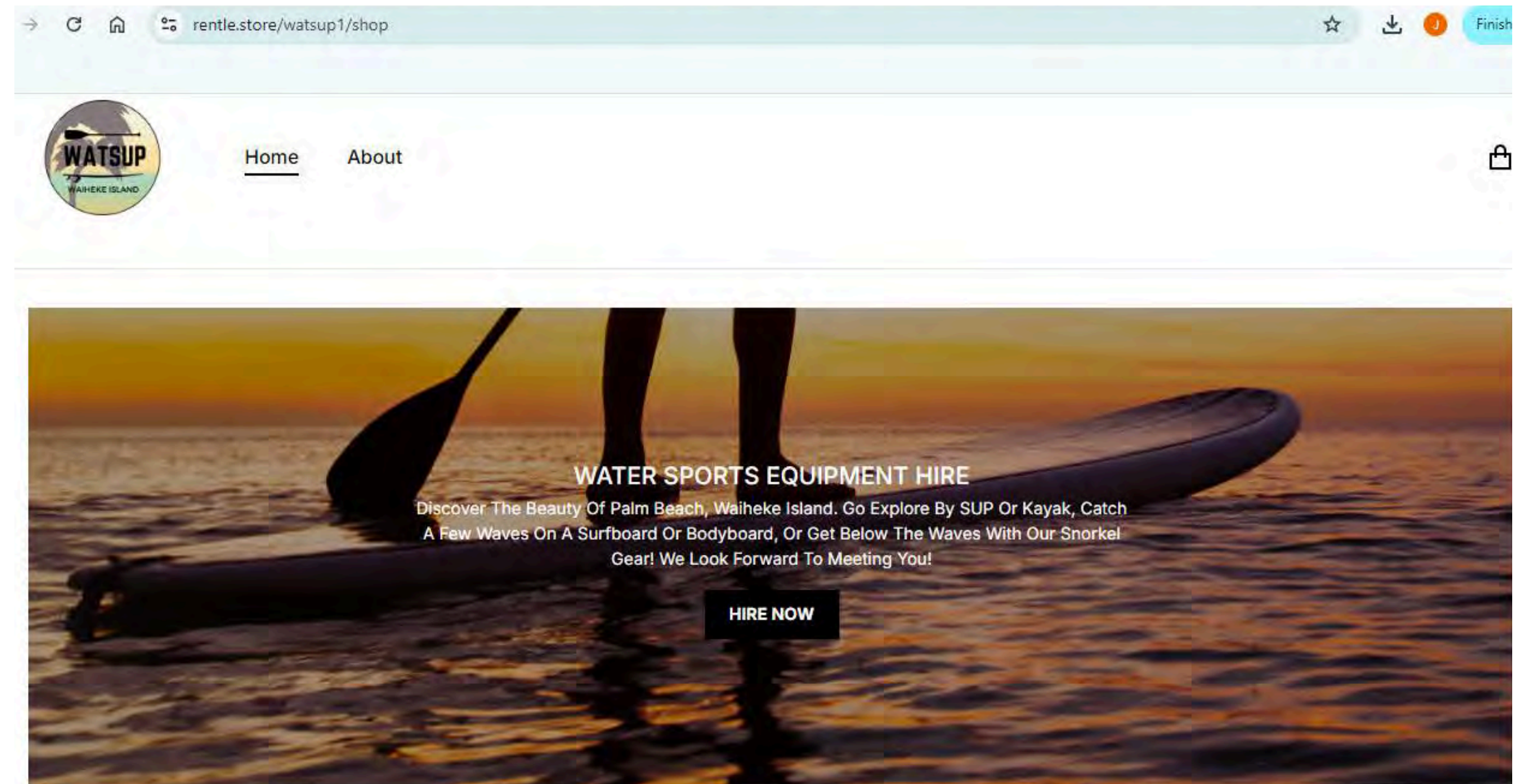


Beachwheels!





Hire and support

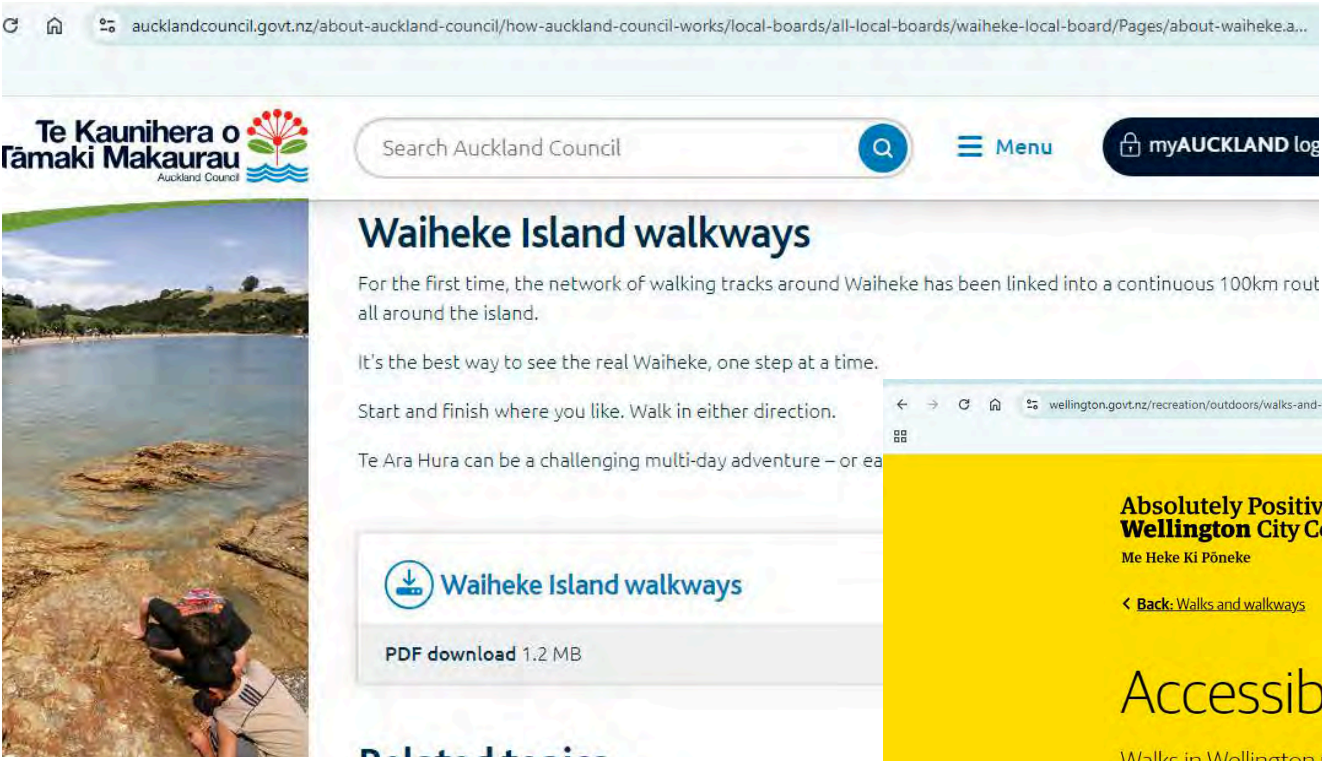




Signage



Playground



Promotion



What's on this page

Changing places



WISH Trust



WISH Trust: GM introduction

Andrew Walters

- Moved to Waiheke in 2008 from Cornwall UK
- Specialist in Sustainability, Occupational Health, Safety and Wellbeing Management
- Came to WISH from GM role at Te Whatu Ora (Counties Manukau where I lead a large team of Doctors, Nurses and occupational health & safety, injury recovery/ ACC professionals) Also worked for a few years leading a team at Royal New Zealand Airforce, CEO of a charity, several social enterprises and sustainability manager at Council.
- Lived experience of mental health, and accessing mental health care and support, Neurodiverse with ADHD...

WISH Trust – Who we are

What we do

WISH Trust is contracted to Te Whatu Ora to provide residential care services to tāngata whaiora, We are a level 4 mental health services provider (24/7 awake service which is a high level of support. Waiheke Island Supported Homes Trust (WISH) is a registered charitable trust providing residential disability- psychiatric services for 10 residents/tāngata whaiora. We promote independence, and resilience with a focus on inclusivity in a culturally responsive environment.

Current Situation – Operational

We are a registered charity that provides care and support programs, we are open 24/7 365 days a year, **We employ around 15 people and put around \$1.6m** into the local economy on Waiheke.

Our future

WISH Trust is in a fortunate position to own the properties 55–57 Bay Road, Waiheke Island. Outstanding debt on the property is ~\$235k, with an approximate capital value of \$3m.

We want to leverage our assets and position to provide more housing, more local jobs and more economic value on Waiheke. We are exploring opportunities for specialized mental health / aged care / housing and support as this is a know gap on Waiheke.

We intend to be an exemplar of social enterprise, social care and sustainability. We aim to be zero waste, net zero energy, grow 70% of our own food, we already grow 40%.

We also have a plan to use our expertise to create longer term sustainable jobs and opportunities for Waiheke people who face barriers or challenges to the labour market through our new social enterprise work programmes. **Employ 4– 5 new jobs and growth of \$2m plus into local economy**



WISH Trust – Who we are

Our Impact

“We all know life can be hard sometimes, I want people to imagine what its like to always feel a range of challenges, struggles and obstacles, just doing the everyday thing that everyone takes for granted”

[Learn More](#)

10,950

HEALTHY MEALS PREPPED

3,650

SAFE NIGHT SLEEPS

20,800

HOURS OF SUPPORT

14,600

SUPERVISED MEDICATIONS



WISH Trust – Challenges

Housing

Our Staff come from a range of backgrounds, Remuneration in Health care and support work is unable to compete with the challenges of housing on Waiheke. Unaffordable housing, rents and insecure tenancies are issues that confront our workers like many others on Waiheke.

Employment

We want to be an employer of choice and demonstrate that a career in mental health support is rewarding and viable, we can train staff to level 4 qualifications for free and have a range of flexible working options. Often staff end up moving off island as it's becoming unaffordable for workers.

Transport

Our residents have to go to town for clinical care, we have to use uber as hospital bus stop is too far away, (even with a care worker attending them.

We have to pay twice as we have to pay for resident and a care worker to support them so costs us 2 return trips for a clinical appointment, Fullers do not subsidize this in any way or provide tickets like they did in the past. We don't get any money from TE Whatu Ora to cover clinical visits in Town.

WISH Trust – Challenge of Ageing

Our people are not getting any younger

- Some of our residents have been here for as long as 30 years
- Some of them are 70 plus years young..
- They have a range of complex psychiatric needs that are not linked to ageing, currently care homes provide dementia care or similar for older people (not complex mental health conditions)
- Our facilities or contracts do not cater for elderly care, this does mean that the first and only stable home they have ever had will be removed when we cannot look after them when they need stability and care the most.
- They will have to move to town to a facility that is not as good as ours. We refuse to accept this, so want to adapt our premises and services to keep people in their own home in their last years. THIS ISNT FUNDED. We want to adapt our premises and care systems to keep people in their own home.
- We need to diversify premises and add four new disabled ground floor rooms to look after older residents. We also need to provide nursing care and support additional to our funding, so hope to use income from 4 older rooms to fund this. This provides an opportunity for other older persons care on Waiheke if we can leverage our assets to provide more community support.

WISH Trust – proposed extension

Securing the future for our Tāngata whaiora

